



Save.  
Plan.  
Enjoy.

## Start saving for retirement today

- Determine how much to save
- Choose your investment options
- Enroll at [wellsfargo.com/enrollment](https://wellsfargo.com/enrollment)



**CKE Savings Plan**

# Take the steps toward a better future today.

The CKE Savings Plan offers you an easy way to save for retirement. Consider these reasons to take action and start saving for your future.

- **Maintain your current lifestyle in retirement.** For each year of retirement, many experts suggest you'll need at least 80% of your annual preretirement income to maintain your standard of living. And thanks to medical advancements, many people are living longer, which could mean a longer retirement and a need to save a larger amount of money.
- **Reduce your current tax bill and possibly boost your refund.** Every pretax dollar you contribute to the plan reduces your current taxable income, which means you could lower your overall income taxes. You may also be eligible for the Saver's Credit, an income tax credit available to some people who contribute to an employer's retirement plan or IRA.<sup>1</sup>
- **Pick from a variety of investment options.** The plan offers a wide variety of investment options so you can personalize your investment portfolio to meet your specific preferences and goals.
- **Save easily with payroll deductions.** Make it easy to pay yourself first.

## Ready to enroll?

To enroll in your retirement plan now, please follow the directions below. If you would like additional information before enrolling, follow the three easy steps outlined on the following pages.

### Before enrolling, you will need to:

- Determine the amount you'd like to contribute
- Choose your investment options

After enrolling remember to select your retirement account beneficiary online.

## Get started saving today



Go online:  
[wellsfargo.com/enrollment](https://wellsfargo.com/enrollment)

- 
- Select **Easy Enrollment** to quickly enroll in options pre-selected by your employer.
  - Select **Personalized Enrollment** to take a more active role in your retirement planning and select from a full menu of plan and investment options.



Call us:  
**1-800-728-3123**

---

To enroll by phone you'll need your Social Security number (SSN) and personal identification number, which is initially the last four digits of your SSN. Representatives are available to assist you from 7:00 a.m. to 11:00 p.m. Eastern Time, Monday through Friday.

**Simplify your savings:** Make tracking and managing your savings easier by consolidating multiple savings accounts into one retirement plan account. Call the Retirement Service Center at 1-800-728-3123 to request a rollover form.

<sup>1</sup>For more information about the Saver's Credit, please consult a tax professional or visit [www.irs.gov](http://www.irs.gov).

## Step 1: Determine how much to save

Determining how much to save for your future is a very important decision. It is also important to start saving today so your contributions have the potential to grow over a longer period of time. Below is some information about a few features of your plan to help you decide how much to contribute. For more information about your plan, see the *Plan features* section of this book.



### Quick fact

42% of all American workers say they have tried to calculate how much money they will need to save for a comfortable retirement. Have you?

Source: Employee Benefit Research Institute, 2012

- You may make pretax contributions of 1% to 25% of your salary.
- Your employer, at its discretion, may or may not provide matching contributions to your account.
- If you are age 50 or over by the end of the calendar year, you may qualify to make additional “catch-up” contributions of up to \$6,000 in 2017.

## See how different contribution rates can impact your retirement savings

Using a \$40,000 annual salary, the table below shows what a big difference increasing your contribution amount can have on your account balance over time. The example assumes annual 2% pay increases and a 7% annual rate of return on your investments.

Also, take a look at how the cost of waiting one year can affect your retirement savings.

Percent of salary contributed	Balance after 15 years	Balance after 25 years	Balance after 35 years
3%	\$33,916	\$90,844	\$208,241
6%	\$67,832	\$181,768	\$416,481
9%	\$101,748	\$272,652	\$624,722
<b>Balance if wait 1 year</b> (based on a 6% salary contribution)	<b>\$61,643</b>	<b>\$169,594</b>	<b>\$392,534</b>

Examples are for illustration purposes only. Estimates are based on the assumptions noted, do not guarantee or imply a projection of actual results, and do not include the effect of taxes. Wells Fargo cannot guarantee results under any savings or investing program, including a regular investment program, and cannot guarantee that you will meet your retirement savings goal.

## Step 2: Choose your investment options

It is important that you make investment choices in your retirement plan. If you enroll and don't make any investment selections, your savings will be automatically invested in the Vanguard Target Retirement Date Fund.

The following information can help you build an investment strategy for the investment options offered in your retirement plan. Even if you don't know much about investing, it is easy to get started.

Keep these key investment concepts in mind as you make your decisions:

- **Diversification:** Diversification simply means choosing a variety of investments that represent different asset classes, such as stable value investments, bonds and stock funds. Diversification can help lower risk by capturing the gains of strong performing investments, while offsetting the losses of weaker investments. By investing in different asset classes you seek to balance potential risk.
- **Risk and return:** Every investment option offers the potential for gains and the potential for loss. Stable value investments offer little chance that they will lose money, but their potential for gain is limited. On the other end of the spectrum, stock funds have the greatest potential for gain, but they can also decrease significantly in value. The objective is to find the right combination of investments to manage risk and maximize return.
- **Time frame:** The longer you have until retirement, the more aggressive you can be. Even if you are uncomfortable with risk but are many years from retirement, you should consider investing more aggressively.

Of course, these are just the basics. We have outlined your options for investing, and provided more information for making your investment decisions. Additional fund information is available at the back of this book.

### Option 1: Choose a simple solution

#### Target date funds

A target date fund is a practical, easy-to-understand choice for retirement investing. Each target date fund is diversified across a range of stocks, bonds, and cash equivalents, allocated according to the fund's target date. The target date represents the year you may be considering to begin withdrawing your money. As the target date approaches, the fund slowly becomes more conservative, with less invested in stocks and more in bonds, and cash equivalents. With a target date fund, you won't need to switch from growth-oriented funds to conservative funds over time; the fund automatically shifts its allocation for you. While a target date fund offers a convenient way to invest for retirement, it's important to remember that the principal value of the fund is not guaranteed at any time, including at the target date.

If you were born:	And you plan to retire at age 59.5, consider the:
After 01/01/1993	Vanguard Target Retirement 2060
01/01/1988 - 12/31/1992	Vanguard Target Retirement 2055
01/01/1983 - 12/31/1987	Vanguard Target Retirement 2050
01/01/1978 - 12/31/1982	Vanguard Target Retirement 2045
01/01/1973 - 12/31/1977	Vanguard Target Retirement 2040
01/01/1968 - 12/31/1972	Vanguard Target Retirement 2035

If you were born:	And you plan to retire at age 59.5, consider the:
01/01/1963 - 12/31/1967	Vanguard Target Retirement 2030
01/01/1958 - 12/31/1962	Vanguard Target Retirement 2025
01/01/1953 - 12/31/1957	Vanguard Target Retirement 2020
01/01/1948 - 12/31/1952	Vanguard Target Retirement 2015
01/01/1943 - 12/31/1947	Vanguard Target Retirement 2010
Before 12/31/1942	Vanguard Target Retirement Income

**You're done!** If you chose one of the target date funds, move on to step 3 to enroll.

None of the services provided under target date/age-based investing are intended to constitute investment, financial, tax, or legal advice. The target date/age-based investment options have been selected by the plan sponsor (for example, your employer), plan committee or other plan fiduciary. Neither Wells Fargo Bank, N.A. nor its affiliates, employees, agents, or representatives have provided investment advice or recommendations with respect to the selection of any of the target date/age-based investment options offered in the plan.

## Option 2: Do it yourself

### Individual fund options

If you want to build your own portfolio, choose from the funds available in your plan. This requires you to understand your investment goals and to pick the individual fund options that will meet those needs.

If you like to manage your investments, and you have the time and the knowledge to do so, this option may be right for you. First, identify what type of investor you are: conservative, moderate, or aggressive. To help you determine your tolerance for risk and investment style, check out the Risk Tolerance Quiz at [wellsfargo.com/riskquiz](https://wellsfargo.com/riskquiz). After taking the quiz, you should also get to know the fund options available in your plan by reviewing the fund information located at the back of this book. Finally choose the percentage you want to invest in each fund. Your choices must add up to 100%.

<b>% of investment</b>	<b>Asset class</b>	<b>Fund name</b>
_____%	Stable Value/Money Market	Wells Fargo Stable Return Fund N15
_____%	Bonds	Loomis Sayles Core Plus Bond Y
_____%	Bonds	WF/BlackRock US Aggreg Bond Index CIT N
_____%	Stock	WF/BlackRock S&P 500 Index CIT N
_____%	Stock	AB Discovery Value K
_____%	Stock	Vanguard Extended Market Idx Adm
_____%	Stock	Wells Fargo Discovery Inst
_____%	Stock	Dodge & Cox International Stock
_____%	Stock	Vanguard Total Intl Stock Index Admiral
<b>100%</b>		

**You're done!** If you created your own portfolio, move on to step 3 to enroll.

This information and any information provided by employees and representatives of Wells Fargo Bank, N.A. and its affiliates is intended to constitute investment education under U.S. Department of Labor guidance and does not constitute "investment advice" under the Employee Retirement Income Security Act of 1974 or regulations thereunder. Neither Wells Fargo nor any of its affiliates, including employees and representatives, may provide "investment advice" to any participant or beneficiary regarding the investment of assets in an employer-sponsored retirement plan. Please contact your personal investment, financial, tax, or legal advisor regarding your specific needs and situation.

Investment in retirement plans:

NOT FDIC INSURED • NO BANK GUARANTEE • MAY LOSE VALUE

## Step 3: Enroll

Enrolling in your retirement plan is as easy as 1, 2, 3! You've made your choices, now make sure you sign up for your retirement plan today.

Before enrolling, you will need to:

- Determine the amount you'd like to contribute
- Choose your investment options

After enrolling remember to select your retirement account beneficiary online.



**Go online:**  
**[wellsfargo.com/enrollment](https://wellsfargo.com/enrollment)**

---

- Select **Easy Enrollment** to quickly enroll in options pre-selected by your employer.
- Select **Personalized Enrollment** to take a more active role in your retirement planning and select from a full menu of plan and investment options.



**Call us:**  
**1-800-728-3123**

---

To enroll by phone you'll need your Social Security number (SSN) and personal identification number, which is initially the last four digits of your SSN. Representatives are available to assist you from 7:00 a.m. to 11:00 p.m. Eastern Time, Monday through Friday.

## Features of your plan

This plan features overview answers some of the most common questions about the CKE Savings Plan. For more information about your plan, refer to the Summary Plan Description available from your employer.

### When can I enroll?

You must be 21 years or older. You may enter the plan anytime.

The following employees are not eligible to join this plan:

- Leased employees
- Employees of an Affiliate that's not a participating ER, HCE's or hourly paid restaurant employees except GM's

### How much can I contribute to the plan?

You may make pretax contributions of 1% to 25% of your salary.

If you are age 50 or over by the end of the calendar year, you may qualify to make additional "catch-up" contributions of up to \$6,000 in 2017.

Your plan also offers an easy way to gradually save more with automatic contribution increases. You select the contribution increase amount and when you want the increases to stop. Sign up for automatic contribution increase any time online.

Your contributions are limited to the IRS limit of \$18,000 in 2017, subject to certain limitations.

### Does CKE Restaurants, Inc. make any contributions?

Your employer, at its discretion, may or may not provide matching contributions to your account. You must be employed on the last day of the plan year to receive matching contributions.

### How can I select a beneficiary for my account?

It is important for you to designate a beneficiary for your account. You can do this easily online after you enroll.

### Can I roll over money into my plan?

Rollover contributions are allowed anytime.

If you have retirement accounts at various places, consider consolidating them. Having your retirement accounts in one place can make it easier to track your

investments and can save you time and money. Call the Retirement Service Center at 1-800-728-3123 to request a rollover form. Representatives will be available to assist Monday through Friday 4:00 am to 8:00 pm Pacific Time.

You may rollover money into your account from the following sources:

- 403(b) plans
- 457 plans
- Conduit IRAs
- Other qualified plans
- Pretax contributions from an IRA

### Is my account automatically rebalanced?

Your plan provides you with options to help you maintain your account's targeted asset allocation. Rebalancing your account on a regular basis is important to keep your investments in line with your chosen risk level and targeted asset allocation plan.

If you choose to invest in Target Date Funds automatic rebalancing is taken care of for you since it is a built-in feature of the fund/portfolio.

If you select investments only from the individual fund options in your plan, you have the option to add automatic rebalancing to your account. After you enroll in the plan, you can add automatic rebalancing by signing on to your account online or by calling 1-800-728-3123.

### Can I get help making my investment decisions?

You can use the **Retirement Quick View Calculator** to help determine how much you need to save for retirement. After answering a few questions, the calculator shows how much you need to save and how long your current savings will last in retirement. Play around and enter different numbers to see how increasing your savings rate will affect your account balance at retirement. Or, call 1-800-728-3123 for a free 15-minute retirement consultation with a retirement service representative.

### When do I become vested in my account?

Vesting refers to your "ownership" of a benefit from your plan. You are always 100% vested in the money you contribute to the plan and the earnings on that money.

You will be vested in your employer's matching contributions according to the following schedule:

<b>Years of service</b>	<b>Vested amount</b>
Less than 1 year	0%
1 year	25%
2 years	50%
3 years	100%

### **Are loans permitted?**

You may borrow up to \$50,000, or 50% of your vested balance, whichever is less. The minimum loan amount is \$1,000. You will be charged a loan maintenance fee of \$40.00 annually. You may have 3 loans outstanding at a time.

You may only take 2 loans per year. You will be charged an interest rate of prime + 1%.

### **When can I receive money from my account?**

- At retirement
- In-service distributions, after age 59 ½
- At termination of employment, regardless of age
- Death or disability

You may take a hardship withdrawal from your eligible elective deferrals in certain cases of financial need as established by IRS regulations. If you receive a hardship withdrawal, your deferrals into the plan will be suspended for six months.

Hardship withdrawals are generally limited to the following:

- Purchase of your principal residence
- Prevention of eviction from your principal residence
- Post-secondary education for you or a family member
- Medical expenses not covered by insurance for you or a family member
- Funeral expenses for a family member
- Expenses for the repair of damage to your principal residence

This brochure is intended to summarize some of the benefits and requirements of the plan. It is not intended to provide a full description of all of the plans, programs and policies, terms of eligibility or restrictions. All statements made in this brochure are subject to the terms of the official plan, program and policy documents. In the event of a conflict between the official documents and this brochure, the official plan documents are controlling. The Plan Sponsor reserves the right to amend, modify or terminate each of its employer-sponsored

plans, programs and policies at any time, in whole or part, without notice for any reason.

Withdrawals are subject to ordinary income taxes (and generally a 10% non-deductible tax penalty if you are under age 59½). Refer to your Summary Plan Description for more information about withdrawals.

Your plan is intended to constitute a plan described in Section 404(c) of the Employee Retirement Income Security Act of 1974. This means that you control the investment of your account. Generally, as a result, your employer, your trustee, and other fiduciaries of the plan are relieved of liability for any losses that your account experiences as a result of investment choices you make. Besides the information that the plan provides you, you may request certain information from the Plan Administrator: Cheryl Soper, Vice President of Benefits, 6307 Carpinteria Ave., Suite A, Carpinteria, CA, 93013, Phone: 805-745-7544.

The information includes: annual operating expenses, financial statements, reports, or other materials relating to the investments available, a list of assets contained in each investment fund or portfolio, the value of those assets, the value of shares of investments available, the past and current performance of investments available and information concerning the value of investments held in your account.



# Fund Information

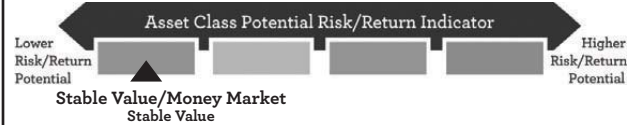
## Stable Value/Money Market

### Wells Fargo Stable Return Fund N15

Expense Ratios (as of 02/28/2017): Gross: 0.52% | Net: 0.52%

**Objective:** The Fund seeks to provide investors with a moderate level of stable income without principal volatility. There is no assurance that the Fund will achieve its objective.

961996105



## Bonds

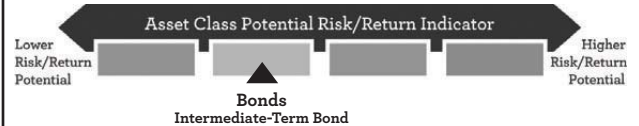
### Loomis Sayles Core Plus Bond Y

Expense Ratios (as of 02/28/2017): Gross: 0.48% | Net: 0.48%

**Objective:** The investment seeks high total investment return through a combination of current income and capital appreciation. Under normal market conditions, the fund will invest at least 80% of its net assets (plus any borrowings made for investment purposes) in bonds, which include debt securities of any maturity. In addition, it will invest at least 65% of its net assets in investment grade securities. The fund will generally seek to maintain an effective duration of +/- 2 years relative to the Bloomberg Barclays U.S. Aggregate Bond Index.

63872R764

NERYX



#### Asset Allocation as of 01/31/2017:

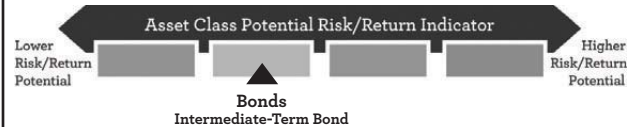
72.83%	U.S. Bond	6.04%	Cash
19.04%	Non U.S. Bond	2.09%	Other

### WF/BlackRock US Aggreg Bond Index CIT N

Expense Ratios (as of 02/28/2017): Gross: 0.06% | Net: 0.06%

**Objective:** The Fund seeks long term capital growth by owning a diversified portfolio of established companies which produce superior and sustainable earnings growth. The Fund offers investors exposure to fixed income securities by employing an optimization technique based upon a risk model that statistically reflects the Barclays Capital US Aggregate Bond Index characteristics. The objective of the Fund is to track the performance of its benchmark. To manage the Fund effectively, management focuses on three objectives: minimizing transaction costs, minimizing tracking error and minimizing investment and operational risk.

09256V350



#### Asset Allocation as of 12/31/2016:

81.34%	U.S. Bond	0.03%	Other
10.59%	Cash	0.02%	Preferred
8%	Non U.S. Bond	0.01%	Convertible

## Target Date Funds

### Vanguard Target Retirement Income Inv

Expense Ratios (as of 02/28/2017): Gross: 0.13% | Net: 0.13%

**Objective:** The investment seeks to provide current income and some capital appreciation. The fund invests in other Vanguard mutual funds according to an asset allocation strategy designed for investors currently in retirement. Its indirect bond holdings are a diversified mix of short-, intermediate-, and long-term U.S. government, U.S. agency, and investment-grade U.S. corporate bonds; inflation-protected public obligations issued by the U.S. Treasury; mortgage-backed and asset-backed securities; and government, agency, corporate, and securitized investment-grade foreign bonds issued in currencies other than the U.S. dollar.

92202E102

VTINX



#### Asset Allocation as of 02/28/2017:

47.85%	U.S. Bond	3.62%	Cash
18.11%	Non U.S. Bond	0.76%	Other
18%	U.S. Stock	0.03%	Convertible
11.63%	Non U.S. Stock	0.02%	Preferred

Target Date Funds (continued)

**Vanguard Target Retirement 2010 Inv** VTENX

Expense Ratios (as of 02/28/2017): Gross: 0.13% | Net: 0.13%

**Objective:** The investment seeks to provide capital appreciation and current income consistent with its current asset allocation. The fund invests in other Vanguard mutual funds according to an asset allocation strategy designed for investors planning to retire and leave the workforce in or within a few years of 2010 (the target year). Its asset allocation will become more conservative over time, meaning that the percentage of assets allocated to stocks will decrease while the percentage of assets allocated to bonds and other fixed income investments will increase.

92202E706



**Asset Allocation as of 02/28/2017:**

47.45%	U.S. Bond	3.57%	Cash
18.2%	Non U.S. Bond	0.76%	Other
18.19%	U.S. Stock	0.03%	Convertible
11.78%	Non U.S. Stock	0.02%	Preferred

**Vanguard Target Retirement 2015 Inv** VTXVX

Expense Ratios (as of 02/28/2017): Gross: 0.14% | Net: 0.14%

**Objective:** The investment seeks to provide capital appreciation and current income consistent with its current asset allocation. The fund invests in other Vanguard mutual funds according to an asset allocation strategy designed for investors planning to retire and leave the workforce in or within a few years of 2015 (the target year). The fund's asset allocation will become more conservative over time, meaning that the percentage of assets allocated to stocks will decrease while the percentage of assets allocated to bonds and other fixed income investments will increase.

92202E300



**Asset Allocation as of 02/28/2017:**

36.73%	U.S. Bond	2.72%	Cash
26.85%	U.S. Stock	0.88%	Other
17.41%	Non U.S. Stock	0.02%	Preferred
15.36%	Non U.S. Bond	0.02%	Convertible

**Vanguard Target Retirement 2020 Inv** VTWNX

Expense Ratios (as of 02/28/2017): Gross: 0.14% | Net: 0.14%

**Objective:** The investment seeks to provide capital appreciation and current income consistent with its current asset allocation. The fund invests in other Vanguard mutual funds according to an asset allocation strategy designed for investors planning to retire and leave the workforce in or within a few years of 2020 (the target year). The fund's asset allocation will become more conservative over time, meaning that the percentage of assets allocated to stocks will decrease while the percentage of assets allocated to bonds and other fixed income investments will increase.

92202E805



**Asset Allocation as of 02/28/2017:**

33.6%	U.S. Stock	1.82%	Cash
27.98%	U.S. Bond	0.99%	Other
21.82%	Non U.S. Stock	0.03%	Preferred
13.74%	Non U.S. Bond	0.02%	Convertible

**Vanguard Target Retirement 2025 Inv** VTTVX

Expense Ratios (as of 02/28/2017): Gross: 0.14% | Net: 0.14%

**Objective:** The investment seeks to provide capital appreciation and current income consistent with its current asset allocation. The fund invests in other Vanguard mutual funds according to an asset allocation strategy designed for investors planning to retire and leave the workforce in or within a few years of 2025 (the target year). The fund's asset allocation will become more conservative over time, meaning that the percentage of assets allocated to stocks will decrease while the percentage of assets allocated to bonds and other fixed income investments will increase.

92202E409



**Asset Allocation as of 02/28/2017:**

38.53%	U.S. Stock	1.43%	Cash
24.87%	Non U.S. Stock	1.05%	Other
22.09%	U.S. Bond	0.03%	Preferred
11.97%	Non U.S. Bond	0.02%	Convertible

Target Date Funds (continued)

**Vanguard Target Retirement 2030 Inv** VTHRX

Expense Ratios (as of 02/28/2017): Gross: 0.15% | Net: 0.15%

**Objective:** The investment seeks to provide capital appreciation and current income consistent with its current asset allocation. The fund invests in other Vanguard mutual funds according to an asset allocation strategy designed for investors planning to retire and leave the workforce in or within a few years of 2030 (the target year). The fund's asset allocation will become more conservative over time, meaning that the percentage of assets allocated to stocks will decrease while the percentage of assets allocated to bonds and other fixed income investments will increase.

92202E888



**Asset Allocation as of 02/28/2017:**

43%	U.S. Stock	1.34%	Cash
27.69%	Non U.S. Stock	1.09%	Other
17.41%	U.S. Bond	0.03%	Preferred
9.42%	Non U.S. Bond	0.01%	Convertible

**Vanguard Target Retirement 2035 Inv** VTTHX

Expense Ratios (as of 02/28/2017): Gross: 0.15% | Net: 0.15%

**Objective:** The investment seeks to provide capital appreciation and current income consistent with its current asset allocation. The fund invests in other Vanguard mutual funds according to an asset allocation strategy designed for investors planning to retire and leave the workforce in or within a few years of 2035 (the target year). The fund's asset allocation will become more conservative over time, meaning that the percentage of assets allocated to stocks will decrease while the percentage of assets allocated to bonds and other fixed income investments will increase.

92202E508



**Asset Allocation as of 02/28/2017:**

47.42%	U.S. Stock	1.2%	Cash
30.62%	Non U.S. Stock	1.13%	Other
12.76%	U.S. Bond	0.04%	Preferred
6.82%	Non U.S. Bond	0.01%	Convertible

**Vanguard Target Retirement 2040 Inv** VFORX

Expense Ratios (as of 02/28/2017): Gross: 0.16% | Net: 0.16%

**Objective:** The investment seeks to provide capital appreciation and current income consistent with its current asset allocation. The fund invests in other Vanguard mutual funds according to an asset allocation strategy designed for investors planning to retire and leave the workforce in or within a few years of 2040 (the target year). The fund's asset allocation will become more conservative over time, meaning that the percentage of assets allocated to stocks will decrease while the percentage of assets allocated to bonds and other fixed income investments will increase.

92202E870



**Asset Allocation as of 02/28/2017:**

51.99%	U.S. Stock	1.17%	Other
33.45%	Non U.S. Stock	1.06%	Cash
8.02%	U.S. Bond	0.04%	Preferred
4.26%	Non U.S. Bond	0.01%	Convertible

**Vanguard Target Retirement 2045 Inv** VTIVX

Expense Ratios (as of 02/28/2017): Gross: 0.16% | Net: 0.16%

**Objective:** The investment seeks to provide capital appreciation and current income consistent with its current asset allocation. The fund invests in other Vanguard mutual funds according to an asset allocation strategy designed for investors planning to retire and leave the workforce in or within a few years of 2045 (the target year). The fund's asset allocation will become more conservative over time, meaning that the percentage of assets allocated to stocks will decrease while the percentage of assets allocated to bonds and other fixed income investments will increase.

92202E607



**Asset Allocation as of 02/28/2017:**

53.41%	U.S. Stock	1.18%	Other
34.59%	Non U.S. Stock	1.03%	Cash
6.37%	U.S. Bond	0.04%	Preferred
3.38%	Non U.S. Bond	0.01%	Convertible

Target Date Funds (continued)

**Vanguard Target Retirement 2050 Inv** VFIFX

Expense Ratios (as of 02/28/2017): Gross: 0.16% | Net: 0.16%

**Objective:** The investment seeks to provide capital appreciation and current income consistent with its current asset allocation. The fund invests in other Vanguard mutual funds according to an asset allocation strategy designed for investors planning to retire and leave the workforce in or within a few years of 2050 (the target year). The fund's asset allocation will become more conservative over time, meaning that the percentage of assets allocated to stocks will decrease while the percentage of assets allocated to bonds and other fixed income investments will increase.

92202E862



**Asset Allocation as of 02/28/2017:**

53.34%	U.S. Stock	1.18%	Other
34.66%	Non U.S. Stock	1.05%	Cash
6.38%	U.S. Bond	0.04%	Preferred
3.35%	Non U.S. Bond	0.01%	Convertible

**Vanguard Target Retirement 2055 Inv** VFFVX

Expense Ratios (as of 02/28/2017): Gross: 0.16% | Net: 0.16%

**Objective:** The investment seeks to provide capital appreciation and current income consistent with its current asset allocation. The fund invests in other Vanguard mutual funds according to an asset allocation strategy designed for investors planning to retire and leave the workforce in or within a few years of 2055 (the target year). The fund's asset allocation will become more conservative over time, meaning that the percentage of assets allocated to stocks will decrease while the percentage of assets allocated to bonds and other fixed income investments will increase.

92202E847



**Asset Allocation as of 02/28/2017:**

53.25%	U.S. Stock	1.18%	Other
34.74%	Non U.S. Stock	1.05%	Cash
6.39%	U.S. Bond	0.04%	Preferred
3.34%	Non U.S. Bond	0.01%	Convertible

**Vanguard Target Retirement 2060 Inv** VTTSX

Expense Ratios (as of 02/28/2017): Gross: 0.16% | Net: 0.16%

**Objective:** The investment seeks to provide capital appreciation and current income consistent with its current asset allocation. The fund invests in other Vanguard mutual funds according to an asset allocation strategy designed for investors planning to retire and leave the workforce in or within a few years of 2060 (the target year). The fund's asset allocation will become more conservative over time, meaning that the percentage of assets allocated to stocks will decrease while the percentage of assets allocated to bonds and other fixed income investments will increase.

92202E839



**Asset Allocation as of 02/28/2017:**

53.11%	U.S. Stock	1.17%	Cash
34.78%	Non U.S. Stock	1.17%	Other
6.4%	U.S. Bond	0.04%	Preferred
3.32%	Non U.S. Bond	0.01%	Convertible

**Stock**

**WF/BlackRock S&P 500 Index CIT N**

Expense Ratios (as of 02/28/2017): Gross: 0.04% | Net: 0.04%

**Objective:** The Fund seeks long term capital growth by owning a diversified portfolio of established companies which produce superior and sustainable earnings growth. The Fund offers investors exposure to equity securities by fully replicating the S&P 500 Index. The objective of the Fund is to track the performance of its benchmark. To manage the Fund effectively, management focuses on three objectives: minimizing transaction costs, minimizing tracking error and minimizing investment and operational risk.

09256V293



**Asset Allocation as of 12/31/2016:**

98.21%	U.S. Stock	0.76%	Non U.S. Stock
0.97%	Cash	0.05%	Other

**AB Discovery Value K**

Expense Ratios (as of 02/28/2017): Gross: 1.21% | Net: 1.21%

**Objective:** The investment seeks long-term growth of capital. The fund invests primarily in a diversified portfolio of equity securities of small- to mid-capitalization U.S. companies. Under normal circumstances, it invests at least 80% of its net assets in securities of small- to mid-capitalization companies. For purposes of this policy, small- to mid-capitalization companies are those that, at the time of investment, fall within the capitalization range between the smallest company in the Russell 2500(R) Value Index and the greater of \$5 billion or the market capitalization of the largest company in the Russell 2500 (R) Value Index.

018914606

ABSKX



**Asset Allocation as of 01/31/2017:**

96.42%	U.S. Stock	1.04%	Non U.S. Stock
2.54%	Cash		

**Vanguard Extended Market Idx Adm**

Expense Ratios (as of 02/28/2017): Gross: 0.09% | Net: 0.09%

**Objective:** The investment seeks to track a benchmark index that measures the investment return of small- and mid-capitalization stocks. The fund employs an indexing investment approach designed to track the performance of S&P Completion Index, a broadly diversified index of stocks of small and mid-size U.S. companies. It invests by sampling the index, meaning that it holds a broadly diversified collection of securities that, in the aggregate, approximates the full index in terms of key characteristics. These characteristics include industry weightings and market capitalization, as well as certain financial measures, such as price/earnings ratio and dividend yield.

922908694

VEXAX



**Asset Allocation as of 02/28/2017:**

95.77%	U.S. Stock	1.77%	Non U.S. Stock
2.44%	Cash	0.01%	Other

**Wells Fargo Discovery Inst**

Expense Ratios (as of 02/28/2017): Gross: 0.87% | Net: 0.87%

**Objective:** The investment seeks long-term capital appreciation. The fund normally invests at least 80% of its net assets in equity securities of small- and medium-capitalization companies; and up to 25% of the fund's total assets in equity securities of foreign issuers through ADRs and similar investments. It invests in equity securities of small- and medium-capitalization companies that the managers believe offer favorable opportunities for growth. The fund may also invest in equity securities of foreign issuers through ADRs and similar investments.

949917355

WFDSX



**Asset Allocation as of 01/31/2017:**

90.39%	U.S. Stock	2.66%	Cash
4.67%	Other	2.28%	Non U.S. Stock

**Dodge & Cox International Stock**

Expense Ratios (as of 02/28/2017): Gross: 0.64% | Net: 0.64%

**Objective:** The investment seeks long-term growth of principal and income. Under normal circumstances, the fund will invest at least 80% of its total assets in equity securities of non-U.S. companies, including common stocks, depositary receipts evidencing ownership of common stocks, preferred stocks, securities convertible into common stocks, and securities that carry the right to buy common stocks. The fund typically invests in medium-to-large well-established companies based on standards of the applicable market.

256206103

DODFX



**Asset Allocation as of 12/31/2016:**

88.21%	Non U.S. Stock	1.47%	Other
9.23%	U.S. Stock	1.1%	Cash

**Vanguard Total Intl Stock Index Admiral**

Expense Ratios (as of 02/28/2017): Gross: 0.11% | Net: 0.11%

**Objective:** The investment seeks to track the performance of a benchmark index that measures the investment return of stocks issued by companies located in developed and emerging markets, excluding the United States. The fund employs an indexing investment approach designed to track the performance of the FTSE Global All Cap ex US Index, a float-adjusted market-capitalization-weighted index designed to measure equity market performance of companies located in developed and emerging markets, excluding the United States. The index includes approximately 5,800 stocks of companies located in over 45 countries.

921909818

VTIAX



**Asset Allocation as of 02/28/2017:**

96.12%	Non U.S. Stock	0.54%	Other
2.29%	Cash	0.12%	Preferred
0.9%	U.S. Stock	0.03%	U.S. Bond

The investment information listed in this guide is what was available at the time of publication. Additional investments, and more recent performance and fee information, may be available online after signing onto your account.

The funds are assigned to an asset class, which may not match the asset class assigned by other data sources.

Asset Allocation is subject to change and may have changed since date specified. Morningstar calculates portfolio statistics on the short positions in each fund and displays long, short, and net statistics as appropriate. Short positions produce negative exposure to the security that is being shorted. This means that when the security rises in value, the short position will fall in value and vice versa. Individual short positions are displayed with negative percent weights in a complete holdings list, and the short asset allocation for a fund will also be negative. These enhanced statistics allow investors to evaluate the long and short sides of a portfolio separately and to estimate the fund's overall net exposure.

© All rights reserved for Morningstar, Inc. data. The information contained herein: (1) is proprietary to Morningstar and/or its content providers; (2) may not be copied or distributed; and (3) is not warranted to be accurate, complete or timely. Neither Morningstar nor its content providers are responsible for any damages or losses arising from any use of this information.

Fund information contained herein (including performance information) is obtained from reliable sources including Morningstar and/or mutual fund companies, but is not guaranteed as to accuracy, completeness and timeliness. Provider shall not be liable for any errors in content or for any actions taken in reliance thereon. An investor should consider the funds' investment objectives, risks, charges and expenses carefully before investing or sending money. **This and other important information about the investment company can be found in the fund prospectus. To obtain a copy of the prospectus, please contact the fund company or call a retirement service representative. Please read the prospectus carefully before investing.**

Investment in retirement plans:

NOT FDIC INSURED • NO BANK GUARANTEE • MAY LOSE VALUE

## Investment performance and operating expenses

The table below contains information about the investment options available in your plan. You can see how these investments have performed over time and compare them with an appropriate benchmark for the same time periods. This table also shows:

- Annual operating expenses (expenses that reduce the rate of return of an investment)
- Shareholder-type fees (these are in addition to total annual operating expenses)
- Investment limitations, restrictions, or both

You can make changes to your investment options at [wellsfargo.com](http://wellsfargo.com), or you can call the Retirement Service Center at 1-800-728-3123 and speak to a representative Monday through Friday from 7:00 a.m. to 11:00 p.m. Eastern Time.

The cumulative effect of fees and expenses can substantially reduce the growth of your retirement savings. Visit the Department of Labor's website for an example showing the long-term effect of fees and expenses at [http://www.dol.gov/ebsa/publications/401k\\_employee.html](http://www.dol.gov/ebsa/publications/401k_employee.html). Fees and expenses are only one of many factors to consider when you decide to invest in an option. You may also want to think about whether an investment in a particular option, along with your other investments, will help you achieve your financial goals. Give careful consideration to the importance of a balanced and well-diversified portfolio, taking into account all your assets, income, and investments.

Asset Class	Performance (as of 02/28/2017)						Annual Operating Expenses	
	1-Month	3-Month	1-Year	3-Year	5-Year	10-Year/ since inception*	Gross percentage/ per \$1,000	Net percentage** /per \$1,000
<b>Stable Value/Money Market</b>								
<b>Wells Fargo Stable Return Fund N15<sup>1</sup></b> <b>Stable Value</b>	<b>0.09%</b>	<b>0.37%</b>	<b>1.55%</b>	<b>1.43%</b>	<b>1.51%</b>	<b>*2.05%</b>	<b>0.52%/</b>	<b>0.52%/</b>
<i>Citigroup 3-month Treasury Bill</i>	<i>0.04%</i>	<i>0.11%</i>	<i>0.32%</i>	<i>0.13%</i>	<i>0.11%</i>	<i>*0.15%</i>	<b>\$5.20</b>	<b>\$5.20</b>
Standard Asset Fees: 20.00 bps for fund market value of \$0.00 and greater. The Fund requires participants to invest in a non-competing fund for at least 90 days before transferring to a competing fund option.								
<b>Bonds</b>								
<b>Loomis Sayles Core Plus Bond Y</b> <b>Intermediate-Term Bond</b>	<b>0.99%</b>	<b>2.05%</b>	<b>8.20%</b>	<b>2.72%</b>	<b>3.74%</b>	<b>6.17%</b>	<b>0.48%/</b>	<b>0.48%/</b>
<i>BBgBarc US Agg Bond TR USD</i>	<i>0.67%</i>	<i>1.01%</i>	<i>1.42%</i>	<i>2.64%</i>	<i>2.24%</i>	<i>4.28%</i>	<b>\$4.80</b>	<b>\$4.80</b>
Standard Asset Fees: 20.00 bps for fund market value of \$0.00 and greater.								
<b>WF/BlackRock US Aggreg Bond Index CIT N<sup>1</sup></b> <b>Intermediate-Term Bond</b>	<b>0.68%</b>	<b>0.99%</b>	<b>1.37%</b>	<b>2.63%</b>	<b>2.22%</b>	<b>4.31%</b>	<b>0.06%/</b>	<b>0.06%/</b>
<i>BBgBarc US Agg Bond TR USD</i>	<i>0.67%</i>	<i>1.01%</i>	<i>1.42%</i>	<i>2.64%</i>	<i>2.24%</i>	<i>4.28%</i>	<b>\$0.60</b>	<b>\$0.60</b>
Standard Asset Fees: 20.00 bps for fund market value of \$0.00 and greater.								
<b>Target Date Funds</b>								
<b>Vanguard Target Retirement Income Inv</b> <b>Target-Date Retirement</b>	<b>1.24%</b>	<b>2.99%</b>	<b>8.08%</b>	<b>3.70%</b>	<b>4.56%</b>	<b>4.96%</b>	<b>0.13%/</b>	<b>0.13%/</b>
<i>Morningstar Lifetime Mod Incm TR USD</i>	<i>1.24%</i>	<i>3.14%</i>	<i>9.22%</i>	<i>3.01%</i>	<i>4.23%</i>	<i>4.90%</i>	<b>\$1.30</b>	<b>\$1.30</b>
Standard Asset Fees: 20.00 bps for fund market value of \$0.00 and greater. Transfers of \$0.01 or more OUT of this fund prohibit you from transferring \$0.01 or more INTO this fund for 30 calendar day(s).								

Asset Class	Performance (as of 02/28/2017)						Annual Operating Expenses	
	1-Month	3-Month	1-Year	3-Year	5-Year	10-Year/ since inception*	Gross percentage/ per \$1,000	Net percentage** /per \$1,000

**Target Date Funds (continued)**

<b>Vanguard Target Retirement 2010 Inv Target-Date 2000-2010</b>	<b>1.29%</b>	<b>3.00%</b>	<b>8.47%</b>	<b>3.83%</b>	<b>5.34%</b>	<b>4.74%</b>	<b>0.13%/</b>	<b>0.13%/</b>
<i>Morningstar Lifetime Mod 2010 TR USD</i>	1.46%	3.65%	10.65%	3.50%	5.11%	5.24%	<b>\$1.30</b>	<b>\$1.30</b>

Standard Asset Fees: 20.00 bps for fund market value of \$0.00 and greater.  
Transfers of \$0.01 or more OUT of this fund prohibit you from transferring \$0.01 or more INTO this fund for 30 calendar day(s).

<b>Vanguard Target Retirement 2015 Inv Target-Date 2015</b>	<b>1.63%</b>	<b>3.97%</b>	<b>11.50%</b>	<b>4.49%</b>	<b>6.53%</b>	<b>5.07%</b>	<b>0.14%/</b>	<b>0.14%/</b>
<i>Morningstar Lifetime Mod 2015 TR USD</i>	1.62%	4.03%	11.81%	3.80%	5.67%	5.33%	<b>\$1.40</b>	<b>\$1.40</b>

Standard Asset Fees: 20.00 bps for fund market value of \$0.00 and greater.  
Transfers of \$0.01 or more OUT of this fund prohibit you from transferring \$0.01 or more INTO this fund for 30 calendar day(s).

<b>Vanguard Target Retirement 2020 Inv Target-Date 2020</b>	<b>1.88%</b>	<b>4.72%</b>	<b>13.89%</b>	<b>5.05%</b>	<b>7.44%</b>	<b>5.27%</b>	<b>0.14%/</b>	<b>0.14%/</b>
<i>Morningstar Lifetime Mod 2020 TR USD</i>	1.79%	4.50%	13.35%	4.14%	6.38%	5.39%	<b>\$1.40</b>	<b>\$1.40</b>

Standard Asset Fees: 20.00 bps for fund market value of \$0.00 and greater.  
Transfers of \$0.01 or more OUT of this fund prohibit you from transferring \$0.01 or more INTO this fund for 30 calendar day(s).

<b>Vanguard Target Retirement 2025 Inv Target-Date 2025</b>	<b>2.10%</b>	<b>5.29%</b>	<b>15.70%</b>	<b>5.34%</b>	<b>8.06%</b>	<b>5.33%</b>	<b>0.14%/</b>	<b>0.14%/</b>
<i>Morningstar Lifetime Mod 2025 TR USD</i>	2.01%	5.12%	15.51%	4.54%	7.25%	5.48%	<b>\$1.40</b>	<b>\$1.40</b>

Standard Asset Fees: 20.00 bps for fund market value of \$0.00 and greater.  
Transfers of \$0.01 or more OUT of this fund prohibit you from transferring \$0.01 or more INTO this fund for 30 calendar day(s).

<b>Vanguard Target Retirement 2030 Inv Target-Date 2030</b>	<b>2.25%</b>	<b>5.79%</b>	<b>17.34%</b>	<b>5.56%</b>	<b>8.63%</b>	<b>5.36%</b>	<b>0.15%/</b>	<b>0.15%/</b>
<i>Morningstar Lifetime Mod 2030 TR USD</i>	2.25%	5.83%	18.15%	4.94%	8.11%	5.63%	<b>\$1.50</b>	<b>\$1.50</b>

Standard Asset Fees: 20.00 bps for fund market value of \$0.00 and greater.  
Transfers of \$0.01 or more OUT of this fund prohibit you from transferring \$0.01 or more INTO this fund for 30 calendar day(s).

<b>Vanguard Target Retirement 2035 Inv Target-Date 2035</b>	<b>2.37%</b>	<b>6.27%</b>	<b>19.00%</b>	<b>5.77%</b>	<b>9.20%</b>	<b>5.51%</b>	<b>0.15%/</b>	<b>0.15%/</b>
<i>Morningstar Lifetime Mod 2035 TR USD</i>	2.45%	6.47%	20.62%	5.23%	8.71%	5.77%	<b>\$1.50</b>	<b>\$1.50</b>

Standard Asset Fees: 20.00 bps for fund market value of \$0.00 and greater.  
Transfers of \$0.01 or more OUT of this fund prohibit you from transferring \$0.01 or more INTO this fund for 30 calendar day(s).

<b>Vanguard Target Retirement 2040 Inv Target-Date 2040</b>	<b>2.56%</b>	<b>6.81%</b>	<b>20.80%</b>	<b>5.93%</b>	<b>9.57%</b>	<b>5.72%</b>	<b>0.16%/</b>	<b>0.16%/</b>
<i>Morningstar Lifetime Mod 2040 TR USD</i>	2.57%	6.88%	22.25%	5.34%	8.95%	5.84%	<b>\$1.60</b>	<b>\$1.60</b>

Standard Asset Fees: 20.00 bps for fund market value of \$0.00 and greater.  
Transfers of \$0.01 or more OUT of this fund prohibit you from transferring \$0.01 or more INTO this fund for 30 calendar day(s).



Asset Class	Performance (as of 02/28/2017)						Annual Operating Expenses	
	1-Month	3-Month	1-Year	3-Year	5-Year	10-Year/ since inception*	Gross percentage/ per \$1,000	Net percentage** /per \$1,000

#### Target Date Funds (continued)

<b>Vanguard Target Retirement 2045 Inv Target-Date 2045</b>	<b>2.64%</b>	<b>7.00%</b>	<b>21.28%</b>	<b>6.04%</b>	<b>9.64%</b>	<b>5.73%</b>	<b>0.16%/</b>	<b>0.16%/</b>
<i>Morningstar Lifetime Mod 2045 TR USD</i>	2.61%	7.06%	22.94%	5.31%	8.92%	5.81%	<b>\$1.60</b>	<b>\$1.60</b>

Standard Asset Fees: 20.00 bps for fund market value of \$0.00 and greater.  
Transfers of \$0.01 or more OUT of this fund prohibit you from transferring \$0.01 or more INTO this fund for 30 calendar day(s).

<b>Vanguard Target Retirement 2050 Inv Target-Date 2050</b>	<b>2.60%</b>	<b>6.97%</b>	<b>21.25%</b>	<b>6.03%</b>	<b>9.63%</b>	<b>5.74%</b>	<b>0.16%/</b>	<b>0.16%/</b>
<i>Morningstar Lifetime Mod 2050 TR USD</i>	2.60%	7.11%	23.13%	5.21%	8.80%	5.76%	<b>\$1.60</b>	<b>\$1.60</b>

Standard Asset Fees: 20.00 bps for fund market value of \$0.00 and greater.  
Transfers of \$0.01 or more OUT of this fund prohibit you from transferring \$0.01 or more INTO this fund for 30 calendar day(s).

<b>Vanguard Target Retirement 2055 Inv Target-Date 2055</b>	<b>2.61%</b>	<b>6.98%</b>	<b>21.20%</b>	<b>5.98%</b>	<b>9.61%</b>	<b>*10.74%</b>	<b>0.16%/</b>	<b>0.16%/</b>
<i>Morningstar Lifetime Mod 2055 TR USD</i>	2.60%	7.13%	23.22%	5.09%	8.65%	*10.09%	<b>\$1.60</b>	<b>\$1.60</b>

Standard Asset Fees: 20.00 bps for fund market value of \$0.00 and greater.  
Transfers of \$0.01 or more OUT of this fund prohibit you from transferring \$0.01 or more INTO this fund for 30 calendar day(s).

<b>Vanguard Target Retirement 2060 Inv Target-Date 2060+</b>	<b>2.62%</b>	<b>7.00%</b>	<b>21.25%</b>	<b>5.99%</b>	<b>9.67%</b>	<b>*10.41%</b>	<b>0.16%/</b>	<b>0.16%/</b>
<i>Morningstar Lifetime Mod 2055 TR USD</i>	2.60%	7.13%	23.22%	5.09%	8.65%	*9.51%	<b>\$1.60</b>	<b>\$1.60</b>

Standard Asset Fees: 20.00 bps for fund market value of \$0.00 and greater.  
Transfers of \$0.01 or more OUT of this fund prohibit you from transferring \$0.01 or more INTO this fund for 30 calendar day(s).

#### Stock

<b>WF/BlackRock S&amp;P 500 Index CIT N<sup>1</sup> Large Blend</b>	<b>3.97%</b>	<b>8.03%</b>	<b>24.96%</b>	<b>10.64%</b>	<b>14.00%</b>	<b>7.70%</b>	<b>0.04%/</b>	<b>0.04%/</b>
<i>S&amp;P 500 TR USD</i>	3.97%	8.04%	24.98%	10.63%	14.01%	7.62%	<b>\$0.40</b>	<b>\$0.40</b>

Standard Asset Fees: 20.00 bps for fund market value of \$0.00 and greater.

<b>AB Discovery Value K Mid-Cap Value</b>	<b>1.21%</b>	<b>2.96%</b>	<b>33.49%</b>	<b>8.68%</b>	<b>13.69%</b>	<b>8.31%</b>	<b>1.21%/</b>	<b>1.21%/</b>
<i>Russell Mid Cap Value TR USD</i>	2.79%	6.38%	31.84%	9.77%	14.75%	7.67%	<b>\$12.10</b>	<b>\$12.10</b>

Standard Asset Fees: 20.00 bps for fund market value of \$0.00 and greater.

<b>Vanguard Extended Market Idx Adm Mid-Cap Blend</b>	<b>2.45%</b>	<b>6.54%</b>	<b>32.65%</b>	<b>6.91%</b>	<b>13.12%</b>	<b>8.12%</b>	<b>0.09%/</b>	<b>0.09%/</b>
<i>Russell Mid Cap TR USD</i>	2.83%	6.51%	26.81%	8.44%	13.63%	8.04%	<b>\$0.90</b>	<b>\$0.90</b>

Standard Asset Fees: 20.00 bps for fund market value of \$0.00 and greater.  
Transfers of \$0.01 or more OUT of this fund prohibit you from transferring \$0.01 or more INTO this fund for 30 calendar day(s).

Asset Class	Performance (as of 02/28/2017)						Annual Operating Expenses	
	1-Month	3-Month	1-Year	3-Year	5-Year	10-Year/ since inception*	Gross percentage/ per \$1,000	Net percentage** /per \$1,000

**Stock (continued)**

<b>Wells Fargo Discovery Inst Mid-Cap Growth</b>	<b>5.26%</b>	<b>9.11%</b>	<b>31.94%</b>	<b>4.56%</b>	<b>11.29%</b>	<b>9.54%</b>	<b>0.87%/</b>	<b>0.87%/</b>
<i>Russell Mid Cap Growth TR USD</i>	2.88%	6.67%	21.54%	7.01%	12.32%	8.13%	<b>\$8.70</b>	<b>\$8.70</b>

Standard Asset Fees: 20.00 bps for fund market value of \$0.00 and greater.

Transfers of \$5000.00 or more OUT of this fund prohibit you from transferring \$5000.00 or more INTO this fund for 30 calendar day(s).

<b>Dodge &amp; Cox International Stock Foreign Large Blend</b>	<b>1.21%</b>	<b>8.15%</b>	<b>29.88%</b>	<b>-0.02%</b>	<b>6.61%</b>	<b>2.45%</b>	<b>0.64%/</b>	<b>0.64%/</b>
<i>MSCI ACWI Ex USA NR USD</i>	1.59%	7.88%	19.31%	-0.19%	3.55%	1.38%	<b>\$6.40</b>	<b>\$6.40</b>

Standard Asset Fees: 20.00 bps for fund market value of \$0.00 and greater.

1 round-trip transfer(s) within a 90-day period.

<b>Vanguard Total Intl Stock Index Admiral Foreign Large Blend</b>	<b>1.48%</b>	<b>7.60%</b>	<b>19.69%</b>	<b>0.30%</b>	<b>4.09%</b>	<b>*3.79%</b>	<b>0.11%/</b>	<b>0.11%/</b>
<i>MSCI ACWI Ex USA NR USD</i>	1.59%	7.88%	19.31%	-0.19%	3.55%	*3.53%	<b>\$1.10</b>	<b>\$1.10</b>

Standard Asset Fees: 20.00 bps for fund market value of \$0.00 and greater.

Transfers of \$0.01 or more OUT of this fund prohibit you from transferring \$0.01 or more INTO this fund for 30 calendar day(s).

The investment information listed in this guide is what was available at the time of publication. Additional investments, and more recent performance and fee information, may be available online after signing onto your account.

<sup>1</sup> A collective investment fund is a pooled investment vehicle that is exempt from SEC registration as an investment company under Section 3(c)(11) of the Investment Company Act of 1940 and maintained by a bank or trust company for the collective investment of qualified retirement plans. CIFs are authorized by the Office of the Comptroller of the Currency (OCC) and are also known as "A2" funds, referring to the section in OCC rules that defines them. **The Fund is not a mutual fund and not subject to the same registration requirements and restrictions as mutual funds.**

\*Returns are since inception for funds that are less than ten years old.

\*\*Investment options that show a net percentage lower than the gross percentage under total annual expenses have certain fee waivers in effect which reduce the expenses for that investment option. Net expenses per \$1,000 presume (but do not guarantee) that the fee waiver is in effect for the one-year period. For more information about any fee waiver, including its duration, see the investment prospectus or similar disclosure document. Any amounts that may have been rebated back to the plan from an investment option's total annual operating expenses are not taken into account in the net percentages or net expenses per \$1,000.

Unless noted in the investment chart above, a plan fiduciary is responsible for voting, tender, and other similar rights for the plan's designated investment options.

Please visit [wellsfargo.com](http://wellsfargo.com) for more information about the investments in your plan, including the most up-to-date investment performance and annual expense information. For a free paper copy of this information, or for further information contact the Retirement Service Center at 1-800-728-3123 or write to Institutional Retirement and Trust, D1116-055, 1525 West WT Harris Boulevard, Charlotte, NC 28262. In addition, a glossary of investment related terms is available on the website to help you better understand your investment options.

Figures quoted represent past performance, which is no guarantee of future results. Investment return and principal value and yields of an investment will fluctuate so that an investor's shares, when redeemed, may be worth more or less than their original cost. Current performance may be lower due to market volatility. These returns include reinvestment of dividends and capital gains. Government bonds are not insured or guaranteed by the U.S. Government.

Benchmarks are not investments and are shown for performance comparison purposes only. The benchmark shown represents an appropriate broad-based securities market index. In cases where two benchmarks are provided, the first is the broad-based benchmark and the second is an alternative benchmark for further comparison information.

© All rights reserved for Morningstar, Inc data. The information contained herein: (1) is proprietary to Morningstar and/or its content providers; (2) may not be copied or distributed; and (3) is not warranted to be accurate, complete or timely. Neither Morningstar nor its content providers are responsible for any damages or losses arising from any use of this information.

Fund information contained herein (including performance information) is obtained from reliable sources including Morningstar and/or mutual fund companies, but is not guaranteed as to accuracy, completeness and timeliness. Provider shall not be liable for any errors in content or for any actions taken in reliance thereon. Certain funds listed may impose redemption fees on shares that are transferred or exchanged out of the applicable fund before the applicable minimum holding period. An investor should consider the funds' investment objectives, risks, charges and expenses carefully before investing or sending money. **This and other important information about the investment company can be found in the fund prospectus. To obtain a copy of the prospectus, please contact the fund company or call a retirement service representative. Please read the prospectus carefully before investing.**

Investment in retirement plans:

NOT FDIC INSURED • NO BANK GUARANTEE • MAY LOSE VALUE



## Additional Fee Information

The table below summarizes additional fees that may be charged to your account. Fees actually charged to your account will be shown on the Account Summary section of the statement.

Fee paid by	Fee	Fee amount	Allocation method/frequency
Participant <sup>1</sup>	59 1/2 DIST.	\$ 40.00	Each
Participant <sup>1</sup>	BENE/QDRO RMD	\$ 40.00	Each
Participant <sup>1</sup>	Florida Stamp Tax	0.35%	Each
Participant <sup>1</sup>	HARDSHIP	\$ 40.00	Each
Participant <sup>1</sup>	LUMP SUM	\$ 40.00	Each
Participant <sup>1</sup>	Loan Maintenance Fee Eff 12/01/2014	\$ 10.00	Quarterly
Participant <sup>1</sup>	Overnight Mailing Fee	\$ 20.00	Each
Participant <sup>1</sup>	PERIODIC	\$ 2.50	Each
Participant <sup>1</sup>	QUAL. RESERVIST	\$ 40.00	Each
Participant <sup>1</sup>	ROLLOVER	\$ 40.00	Each
Participant <sup>1</sup>	Req'd Min Dist.	\$ 40.00	Each
Plan	QDRO Fee	\$ 500.00	Per Participant/Event

The fees noted above are paid to service providers for plan administration, such as loan processing, legal, accounting, and recordkeeping services. These fees vary each year based on different factors. Your employer has discretion to pay plan administration expenses from its own assets or from the plan's assets, and may change its decision on how such expenses are paid at any time. Other fees, such as a fee for a new service, may apply. Fees that are charged to the plan, or to your account directly, will be shown on your quarterly statement. *Some of the plan's administrative expenses for the preceding quarter may have been paid from the total annual operating expenses of one or more of the plan's designated investment alternatives.*

The fees listed above are what were available at the time of publication. More recent fee information may be available online after signing onto your account.

**Pro Rata:** This term refers to the practice of charging a proportion of a fee for a fraction of a unit that the fee applies to. A fee charged for a period of time can be prorated for the actual number of days that the fee applied to in the fee period. A fee charged for a unit (such as a block of shares) can be prorated for the actual number of shares involved. In practice, formulas are sometimes used to approximate or round off the quantities applied to prorated fees. These actual formulas are typically spelled out in the plan documents or prospectus. In the context of an employer-sponsored retirement plan, this term usually refers to the practice of charging fees proportionately across retirement plan participant accounts. In practice, a fee is assessed against a plan participant's account in proportion to the size of his account relative to the size of all other participants' accounts in the retirement plan.

<sup>1</sup> Fees paid by participants also include any asset or redemption fees noted in the investment performance and operating expenses chart.



## Take the next step

*Empower yourself with knowledge and resources as you plan for your financial future.*

### **My Financial Guide: [wellsfargo.com/financial-education](https://wellsfargo.com/financial-education)**

*My Financial Guide* has a wide range of helpful articles and tools that cover retirement planning and more broad financial goals like managing credit and saving for a home. After all, achieving overall financial health means considering all your financial goals; not just one.

### **Retirement Quick View Calculator: [wellsfargo.com/quickview](https://wellsfargo.com/quickview)**

Are you saving enough? Input your information into the calculator to see how long your projected savings will last in retirement.

### **Risk Tolerance Quiz: [wellsfargo.com/riskquiz](https://wellsfargo.com/riskquiz)**

Need help determining your investor style? Check out the interactive Risk Tolerance Quiz. Simply answer a few easy questions to determine an asset allocation strategy that may be right for you.

### **Interactive calculators: [wellsfargo.com/planningtools](https://wellsfargo.com/planningtools)**

A variety of calculators are available, covering an assortment of subjects to help you determine how you can reach your savings goals.

### **Blogs and social media: [blogs.wf.com](https://blogs.wf.com)**

When people talk, great things happen – join the conversation. Ask questions and share your perspective on retirement, investing, and other money matters.

Recordkeeping, trustee, and/or custody services are provided by Wells Fargo Institutional Retirement and Trust, a business unit of Wells Fargo Bank, N.A. This information and any information provided by employees and representatives of Wells Fargo Bank, N.A., and its affiliates is for educational purposes only and does not constitute investment, financial, tax, or legal advice. Please contact your investment, financial, tax, or legal advisor regarding your specific needs and situation.



**Wells Fargo Institutional Retirement and Trust**  
**D1118-026**  
**1525 West WT Harris Boulevard**  
**Charlotte, NC 28262**

**CHANGE SERVICE REQUESTED**  
WF000CKE